



DOLPHIN'S

ENJOY WITH

COLOUR & CRAFT



Simple Art Activities - By Stages

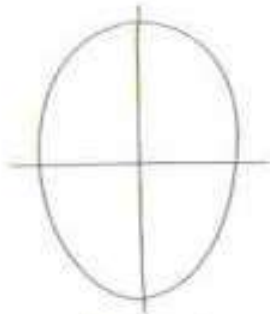
5

Join the incomplete outlines with a black sketch and colour the picture neatly with sketch pen colours of your choice.

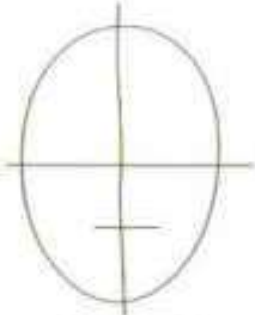


Boy Face

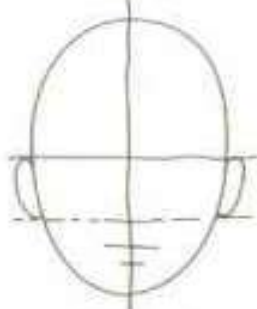
Follow the steps carefully. The center horizontal line is to place the eyes and the ears as shown in step 3. The smaller lines are drawn to place the nose and the mouth. Now, try to draw the boy face yourself.



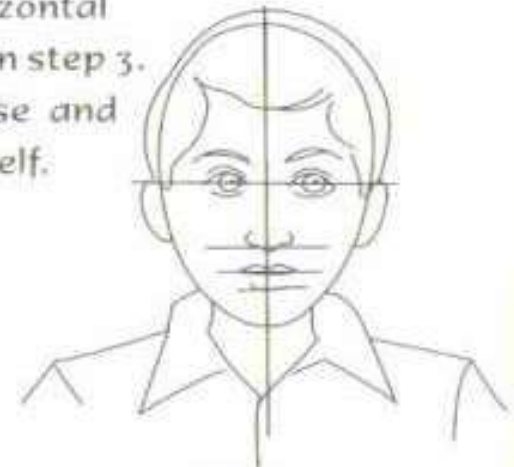
Step : 1



Step : 2



Step : 3



Step : 4



www.sekardolphin.com



Designed, Printed & Published By :

Sekar Publishers

An ISO 9001:2000 Certified Company

3/1078/2, Meenampatti, Sattur Road,
Sivakasi - 626189 Tamilnadu - India.

Tel : +914562 274132 Fax: +914562 274133

E.Mail : sekarpublishers@gmail.com



ISBN 978-93-81245-44-1



What's it

